

Tip #1: Turn the images into numbers

Sudoku is traditionally solved using numbers, so you can make this more solver-friendly by turning the pictures into numbers.

Change the Pictures to Numbers

1



Cookie

2



Danish
Puff

3



Cherry
Pie

4



Unfrosted
Cinnamon
Roll

5



Pecan
Roll

6



White
Donut

7



Chocolate
Donut

8



Bagel

9



Muffin




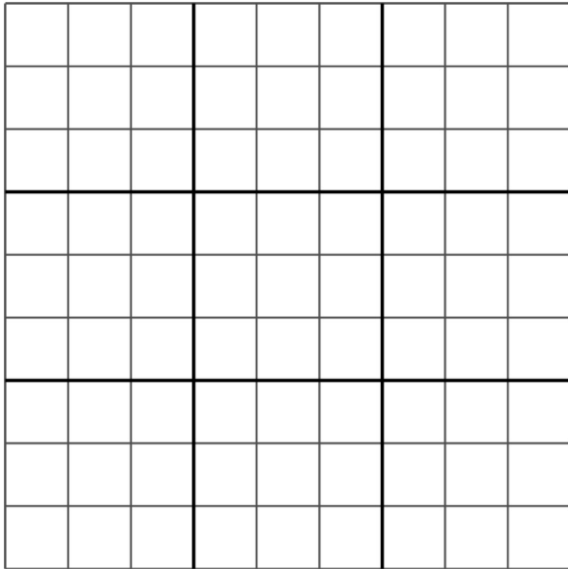
Tah-dah!

					5		1	7
		3		4				
			7		9			
		6				3		
	2							
7							9	5
		4		3				
				6				2

Ahh. That's already looking much better.

Keep scrolling for a blank grid you can use for practice.

Tip #2: Test-drive solutions on a blank grid



Here are a few you can use for practice.

Tip #3: Turn it back to pictures once you've solved it.



If you're so inclined, you can print these out and paste them over your original puzzle on the first page, to showcase your delicious solution.

Read on to learn about PRIZES!

Rewards for your efforts!

If you're tackling this puzzle, you deserve a reward!

Solve this sudoku and snap a pic. You could win some Rowleys Bay Resort swag or a Grandma's Swedish Bakery gift certificate.

Here's how:

Step 1: Solve the puzzle. You can submit a number OR photo version – your choice!

Step 2: Snap a photo with your smart phone.

Step 3: Send it to social@rowleysbayresort.com with the subject line “sudoku.”

Step 4: Be sure to include your name, phone number, and mailing address so if you win we can easily contact you.

Step 5: Do this all by August 28th, 2020 to be entered. On August 29th, we'll post the solution and instructions for solving.

Step 6: Have fun!